



Newton Public Schools

100 Walnut Street
Newton, Massachusetts 02460

Home Page - WWW2

Home Page - NPS

FirstClass Logon

FirstClass FAQ

FirstClass Tutorials


City of Newton

How to get your FC email on iPhone





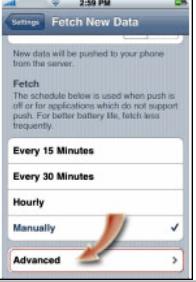

You can get your FirstClass email on your iPhone by using IMAP or PoP3 or MobileMe or Microsoft Exchange settings. To use Microsoft Exchange settings go here.

<http://support.apple.com/kb/HT2480>

Here are the directions how to sync you iPhone with FirstClass Calendar and contacts.



Configuring the iPhone for Active Sync (Calendar & Contacts)			
<p>1. Tap: Settings</p>		<p>2. Tap: Mail, Contacts, Calendars</p>	
<p>3. Tap: Add Account</p>		<p>4. Tap: Microsoft Exchange</p>	
<p>5. Enter: Email address, Username & Password of your FirstClass account. Tap: Next</p>	 <p>Domain should remain blank.</p>	<p>6. Enter: the Server address provided by help desk/ FirstClass Administrator Tap: Next</p>	

<p>7. Ignore: the error message</p> <p>Click: Save</p>		<p>8. Turn off: Mail</p> <p>You can also disable Contacts & Calendars if desired.</p> <p>Click: Save</p>	
<p>9. Tap: your newly configured account</p>		<p>10. Set: Use SSL to off</p> <p>Go back to your desktop and:</p> <p>Tap: Settings</p>	
<p>11. Tap: Fetch New Data</p>		<p>12. Set to: Off and Fetch schedule to Manually</p>	
<p>13. Tap: Advanced</p>		<p>14. Set to: Manual</p>	

You're done! Your contacts and calendar will be synched whenever you access those containers on your iPhone.